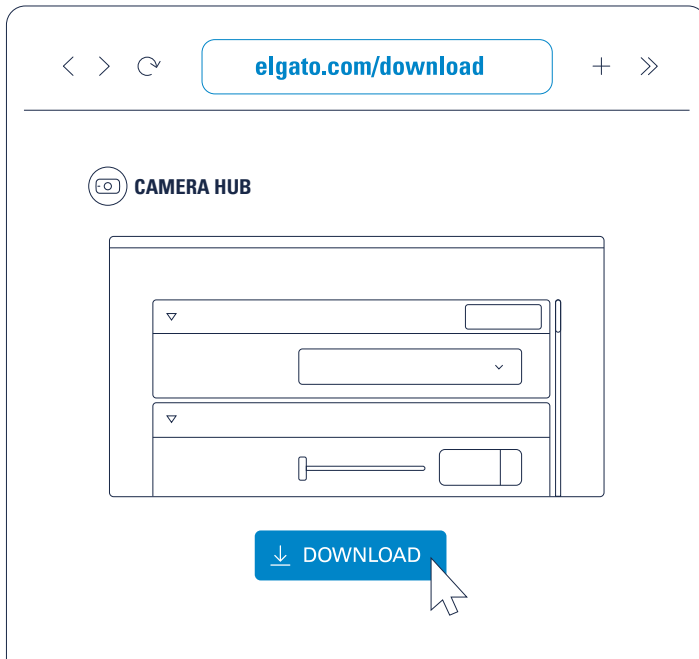


# FACECAM NEO

- [\(EN\) Quick Start Guide](#)
- [\(FR\) Guide de prise en main rapide](#)
- [\(DE\) Kurzanleitung](#)
- [\(ES\) Guía de inicio rápido](#)
- [\(IT\) Guida rapida](#)
- [\(NL\) Snelstartgids](#)
- [\(FI\) Pikaopas](#)
- [\(DK\) Lynstart guide](#)
- [\(NO\) Hurtigveiledning](#)
- [\(SV\) Kom igång](#)
- [\(BR\) Guia de Início Rápido](#)
- [\(TR\) Hızlı Kurulum Rehberi](#)
- [\(GR\) Σύντομος οδηγός](#)
- [\(PL\) Skrócona instrukcja](#)
- [\(RU\) Краткое руководство](#)
- [\(JA\) クイックスタートガイド](#)
- [\(KO\) 퀵 스타트 가이드](#)
- [\(CN\) 快速入门指南](#)
- [\(ZHT\) 快速入門指南](#)
- [\(AR\) دليل البدء السريع](#)

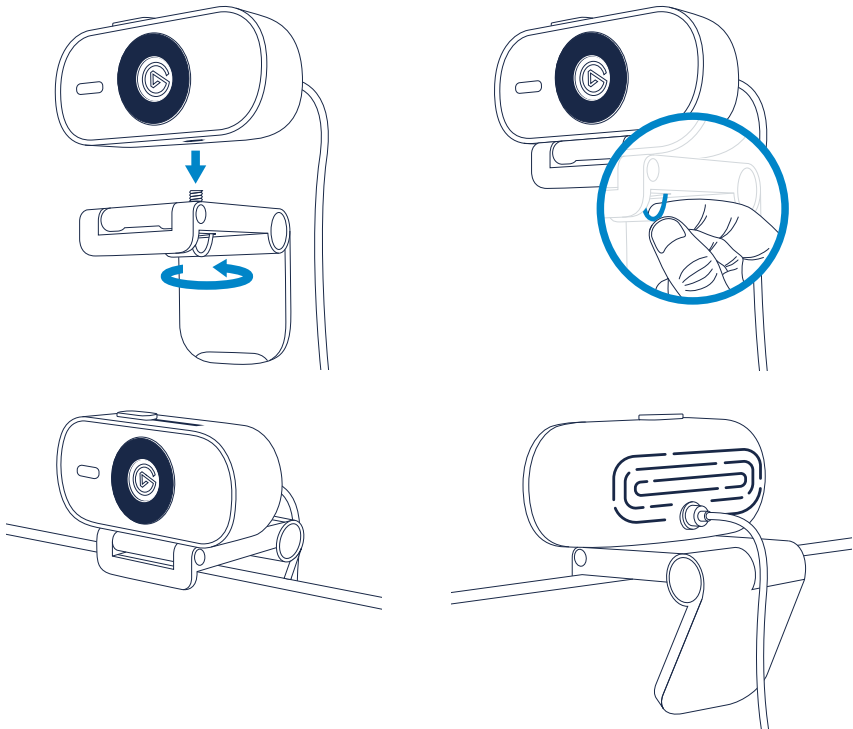
# 1. Download and install the Elgato camera app.



- (FR)** Téléchargez et installez l'application de caméra Elgato.
- (DE)** Lade die Elgato Kamera-App herunter und installiere sie.
- (ES)** Descarga e instala la aplicación de cámara de Elgato.
- (IT)** Scarica e installa l'app di fotografia di Elgato.
- (NL)** Download en installeer de camera-app van Elgato.
- (FI)** Lataa ja asenna Elgato-kamerasovellus.
- (DK)** Download og installer Elgato kamera-appen.
- (NO)** Last ned og installer Elgato Kamera-appen.
- (SV)** Hämta och installera Elgatos kameraapp.
- (BR)** Baixe e instale o app de câmera da Elgato.

- (TR)** Elgato kamera uygulamasını indirip yükleyin.
- (GR)** Κατεβάστε και εγκαταστήστε την εφαρμογή κάμερας Elgato.
- (PL)** Pobierz i zainstaluj aplikację Elgato do obsługi kamer.
- (RU)** Загрузите и установите приложение Elgato для камеры.
- (JA)** Elgatoカメラアプリをダウンロードしてインストールします。
- (KO)** Elgato 카메라 앱을 내려받은 후 설치하세요.
- (CN)** 下载并安装Elgato相机应用。
- (ZHT)** 下載並安裝Elgato攝影機應用程式。
- (AR)** قم بتنزيل تطبيق Elgato capture وتثبيته.

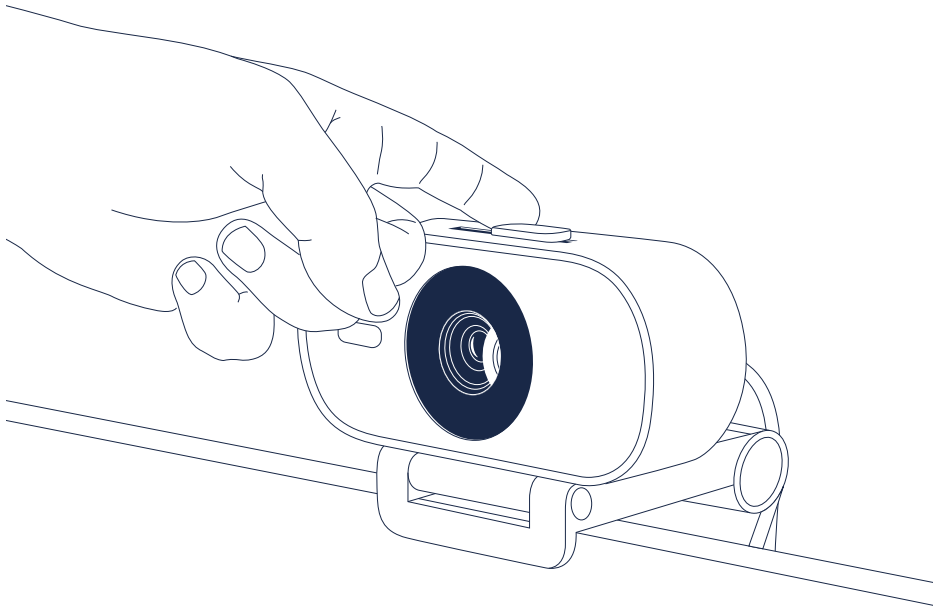
## 2. Mount Facecam Neo on your monitor.



- (FR) Installez Facecam Neo sur votre écran.
- (DE) Befestige Facecam Neo an deinem Monitor.
- (ES) Monta tu Facecam Neo en el monitor.
- (IT) Monta Facecam Neo sul tuo monitor.
- (NL) Zet de Facecam Neo op je monitor.
- (FI) Kiinnitä Facecam Neo näyttöösi.
- (DK) Monter Facecam Neo på din skærm.
- (NO) Monter Facecam Pro på skjermen.
- (SV) Montera Facecam Neo på bildskärmen.
- (BR) Monte a Facecam Neo no monitor.
- (TR) Facecam Neo'yu ekranınıza iliştirin.
- (GR) Στερεώστε το Facecam Neo στην οθόνη σας.

- (PL) Zamocuj kamerę Facecam Neo na monitorze.
- (RU) Закрепите камеру Facecam Neo на мониторе.
- (JA) Facecam Neoをモニターにマウントします。
- (KO) Facecam Neo를 모니터에 고정하세요.
- (CN) 將Facecam Neo安裝在顯示器上。
- (ZHT) 將Facecam Neo安裝在您的螢幕上
- (AR) ثبت Facecam Neo على شاشتك.

### 3. Open the privacy shutter.



**(FR)** Ouvrez le bouchon de confidentialité.

**(DE)** Öffne die Sichtschutzklappe.

**(ES)** Abre la tapa de privacidad.

**(IT)** Apri il copriobiettivo.

**(NL)** Open de privacy shutter.

**(FI)** Avaa verkkokameran suljin.

**(DK)** Åbn kameraskjuleren.

**(NO)** Åpne personverndekeleet.

**(SV)** Öppna linsskyddet.

**(BR)** Abra a tampa de privacidade.

**(TR)** Gizlilik perdesini kaldırın.

**(GR)** Ανοίξτε το κάλυμμα φακού.

**(PL)** Otwórz osłonę prywatności.

**(RU)** Откройте крышку-заглушку.

**(JA)** プライバシーシャッターを開きます。

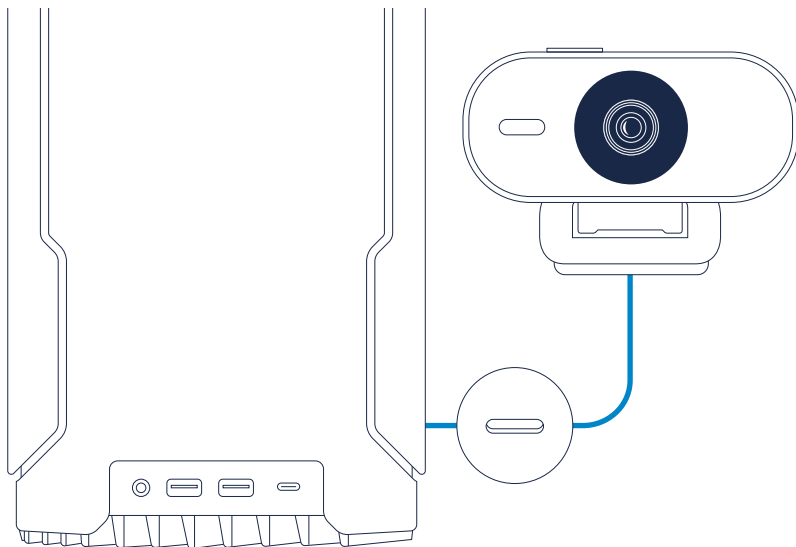
**(KO)** 프라이버시 셔터를 엽니다.

**(CN)** 打开隐私遮板。

**(ZHT)** 打開隱私保護蓋。

**(AR)** قم بفتح منزلق حماية الخصوصية من على عدسة الكاميرا.

#### 4. Connect Facecam Neo directly to a USB-C port on your PC or Mac – do not use a USB hub.



**FR** Branchez Facecam Neo directement à un port USB-C de votre PC ou de votre Mac. N'utilisez pas de hub USB.

**DE** Verbinde Facecam Neo direkt mit einem USB-C-Anschluss an deinem PC oder Mac. Verwende keinen USB-Hub.

**ES** Conecta tu Facecam Neo directamente a un puerto USB-C de tu PC o Mac. No lo conectes a un hub USB.

**IT** Collega Facecam Neo direttamente a una porta USB-C del tuo PC o del tuo Mac. Non usare un hub USB.

**NL** Sluit de Facecam Neo rechtstreeks aan op een USB-C-poort van je pc of Mac. Gebruik geen USB-hub.

**FI** Yhdistä Facecam Neo suoraan PC- tai Mac-tietokoneesi USB-C-porttiin. Älä käytä USB-keskitintä.

**DK** Tilslut Facecam Neo direkte til en USB-C-port på din pc eller Mac - brug ikke en USB-hub.

**NO** Koble Facecam Neo direkte til en USB-port på PC-en eller Mac-en din – ikke bruk en USB-hub.

**SV** Anslut Facecam Neo direkt till en USB-C-port i datorn – använd inte en USB-hub.

**BR** Conecte a Facecam Neo diretamente a uma porta USB-C do PC ou Mac — não use uma extensão USB.

**TR** Facecam Neo'yu doğrudan bilgisayarınızın veya Mac'inizin USB-C bağlantı noktasına bağlayın. USB bağlantı göbeği kullanmayın.

**GR** Συνδέστε το Facecam Neo απευθείας σε θύρα USB-C στο PC ή στο Mac σας – μην χρησιμοποιήσετε διανομέα USB.

**PL** Podłącz kamerę Facecam Neo bezpośrednio do portu USB-C komputera PC lub Mac — nie używaj koncentratora USB.

**RU** Подключите Facecam Neo к порту USB-C вашего компьютера ПК или Mac. Не используйте USB-концентратор.

**JA** Facecam NeoをPCまたはMacのUSB-Cポートに直接接続してください。USBハブは使用しないでください。

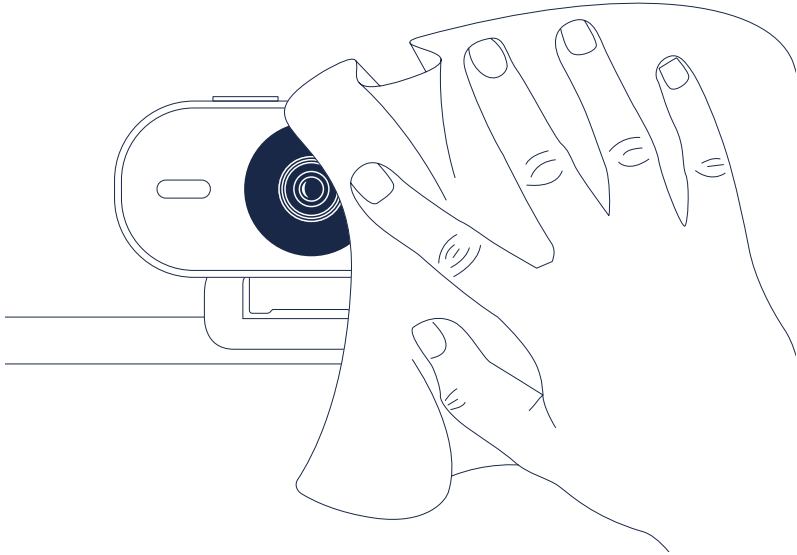
**KO** Facecam Neo를 PC 또는 Mac에 달린 USB-C 포트에 바로 연결하세요 – USB 허브는 사용하지 마세요.

**CN** 将Facecam Neo直接连接到PC或Mac上的USB-C端口，不要使用USB集线器。

**ZHT** 直接将Facecam Neo连接到PC或Mac上的USB-C连接埠 – 不要使用USB集线器。

**AR** قم بتوصيل Facecam Neo بمنفذ USB-C على الكمبيوتر الشخصي أو جهاز Mac الخاص بك مباشرة - لا تستخدم موزع USB.

## 5. Clean the lens with a microfiber cloth. Do not use paper towels or detergents.



**FR** Nettoyez l'objectif avec un tissu microfibre. N'utilisez pas d'essuie-tout ni de détergent.

**DE** Reinige das Objektiv mit einem Mikrofasertuch. Verwende keine Papiertücher oder Reinigungsmittel.

**ES** Limpia el objetivo con un paño de microfibra. No uses papel de cocina ni detergentes.

**IT** Pulisci la lente con un panno in microfibra. Non usare salviette di carta o detersivi.

**NL** Maak de lens schoon met een microvezeldoekje. Gebruik geen papieren handdoekje of reinigingsmiddelen.

**FI** Puhdista linssi mikrokuituliinalla. Älä käytä paperipyyhkeitä tai pesuainetta.

**DK** Rengør linsen med en mikrofiberklud. Brug ikke køkkenrulle eller rengøringsmidler.

**NO** Rengjør linsen med en mikrofiberklut. Ikke bruk papirhåndklær eller vaskemidler.

**SV** Rengör linsen med en mikrofiberduk. Använd inte pappershanddukar eller rengöringsmedel.

**BR** Limpe a lente com um pano de microfibra. Não use toalhas de papel nem detergente.

**TR** Lensi bir mikrofiber bezle silin. Kâğıt havlu veya deterjan kullanmayın.

**GR** Καθαρίστε τον φακό με πανί μικροϊνών. Μην χρησιμοποιήσετε χαρτοπετσέτες ή απορρυπαντικά.

**PL** Wyczyść obiektyw za pomocą ściereczki z mikrofibry. Nie używaj ręczników papierowych ani detergentów.

**RU** Протрите объектив микрофибровой салфеткой. Не используйте бумажные полотенца и чистящие средства.

**JA** マイクロファイバークロスを使ってレンズをきれいにしてください。ペーパータオルや洗剤は使用しないでください。

**KO** 초극세사 천을 사용해 렌즈를 청소하세요. 종이 타월이나 세제는 사용하지 마세요.

**CN** 使用超细纤维布擦拭镜头。请勿使用纸巾或清洁剂。

**ZHT** 以微纖維拭布擦拭鏡頭。不要使用紙巾或清潔劑。

**AR** نظف العدسة باستخدام قماشة من الألياف الدقيقة. لا تستخدم المناشف الورقية أو المنظفات.

## 6. Enjoy using Facecam Neo with your favorite streaming and video conferencing apps: Zoom, Skype, Teams, Slack, OBS, Google Meet, FaceTime or any other application supporting the UVC standard.



- (FR)** Utilisez Facecam Neo avec vos applications préférées de streaming et de visioconférence.
- (DE)** Verwende Facecam Neo mit deinen Lieblings-Apps für Streaming und Videokonferenzen.
- (ES)** Disfruta usando tu Facecam Neo con tus apps favoritas de streaming y videoconferencia.
- (IT)** Divertiti a usare Facecam Neo con le tue app preferite di streaming e videoconferenza.
- (NL)** Gebruik de Facecam Neo met je favoriete apps voor streaming en videovergaderingen.
- (FI)** Voit käyttää Facecam Neo -kameraa haluamiesi striimaus- ja videokonferenssisovellusten kanssa.
- (DK)** God fornøjelse med at bruge Facecam Neo sammen med dine foretrukne streaming- og videokonferenceapps.
- (NO)** Gled deg over å bruke Facecam Neo med favorittappene dine for streaming og videokonferanser.
- (SV)** Börja använda Facecam Neo med dina favoritappar för strömning och videokonferenser.
- (BR)** Use a Facecam Neo com seus apps favoritos de streaming e videoconferência.

- (TR)** Facecam Neo'yu en sevdiğiniz akış ve video konferans uygulamalarınızda keyifle kullanın.
- (GR)** Απολαύστε το Facecam Neo με τις αγαπημένες σας εφαρμογές ροής και βιντεοδιάσκεψης.
- (PL)** Używaj kamery Facecam Neo z ulubionym oprogramowaniem do obsługi transmisji strumieniowych i wideokonferencji.
- (RU)** Можно приступить к работе. Facecam Neo поддерживает , широкий спектр приложений для трансляций и видеоконференций.
- (JA)** Facecam Neoをお気に入りの配信アプリやビデオ会議アプリでお楽しみください。
- (KO)** 선호하는 스트리밍 앱이나 동영상 회의 앱에서 Facecam Neo를 활용하세요.
- (CN)** 在您喜爱的直播和视频会议应用中使用Facecam Neo。
- (ZHT)** 即可將Facecam Neo用於您最喜愛的串流或視訊會議App。
- (AR)** استمتع باستخدام Facecam Neo مع تطبيقات البث المباشر ومؤتمرات الفيديو المفضلة لك.

	产品中有毒有害物质或元素的名称及含量					
	镉 Cd	铅 Pb	汞 Hg	六价铬 Cr6+	多溴联苯 PBBs	多溴二苯醚 PBDEs
Electrical Components	○	X	○	○	○	○
PCB	○	○	○	○	○	○
Enclosure Components	○	○	○	○	○	○
Metal Components	○	○	○	○	○	○
Cables	○	○	○	○	○	○
Packaging and Stickers	○	○	○	○	○	○

本表格依据 SJ/T11364 的规定编制。

○：表示该有毒有害物质在该部件所有均质材料中的含量均在 GB/T 26572 规定的限量要求以下。

X：表示该有毒有害物质至少在该部件的某一均质材料中的含量超出 GB/T 26572 规定的限量要求。  
表中标有“X”的所有部件都符合欧盟 RoHS 法规“欧洲议会和欧盟理事会 2011 年 6 月 8 日关于  
子电器设备中限制使用某些有害物质的 2011/65/EU 号指令”。

注：环保使用期限的参考标识取决于产品正常工作的温度和湿度等条件。



#### Federal Communication Commission Interference Statement

This device complies with Part 15 of the FCC Rules. Operation is subject to the following two conditions: (1) This device may not cause harmful interference, and (2) this device must accept any interference received, including interference that may cause undesired operation.

This equipment has been tested and found to comply with the limits for a Class B digital device, pursuant to Part 15 of the FCC Rules. These limits are designed to provide reasonable protection against harmful interference in a residential installation. This equipment generates, uses and can radiate radio frequency energy and, if not installed and used in accordance with the instructions, may cause harmful interference to radio communications. However, there is no guarantee that interference will not occur in a particular installation. If this equipment does cause harmful interference to radio or television reception, which can be determined by turning the equipment off and on, the user is encouraged to try to correct the interference by one of the following measures:

- Reorient or relocate the receiving antenna.
- Increase the separation between the equipment and receiver.
- Connect the equipment into an outlet on a circuit different from that to which the receiver is connected.
- Consult the dealer or an experienced radio/TV technician for help.

FCC Caution: Any changes or modifications not expressly approved by the party responsible for compliance could void the user's authority to operate this equipment. This equipment complies with FCC radiation exposure limits set forth for an uncontrolled environment. This equipment should be installed and operated with a minimum distance of 20 cm between the radiator and a human body.

For questions about Elgato product compliance with FCC regulations, please contact: Compliance Officer, Corsair Memory Inc., 115 North McCarthy Blvd, Milpitas, CA 95035, USA

#### This device complies with Industry Canada license-exempt RSS standard(s).

Operation is subject to the following two conditions: (1) this device may not cause interference, and (2) this device must accept any interference, including interference that may cause undesired operation of the device.

#### Le présent appareil est conforme aux CNR d'Industrie Canada applicables aux appareils radio exempts de licence.

L'exploitation est autorisée aux deux conditions suivantes : (1) l'appareil ne doit pas produire de brouillage, et (2) l'utilisateur de l'appareil doit accepter tout brouillage radioélectrique subi, même si le brouillage est susceptible d'en compromettre le fonctionnement.

The declaration of conformity for Elgato products is available at [www.elgato.com/doc](http://www.elgato.com/doc)



Rating: 5 V, 500 mA



R-R-CSI-20WAE9901

Applicant Name (상호명): Corsair Memory, Inc.

Product Name (제품명칭): Facecam Neo

Model No.(모델명): 20WAE9901

Manufactured Year & Month (제조연월): Please refer to gift box sticker

Manufacturer & Origin (제조사 및 제조국가): Corsair Memory, Inc./Please refer to gift box sticker

A/S : (주)컴스빌, 1522-1460

Elgato, a division of:

Corsair Memory Inc., 115 North McCarthy Blvd, Milpitas, CA 95035, USA

Corsair Components Limited, 1020 Eskdale Road, Winnersh Triangle, Wokingham, RG41 5TS, UK

Corsair Memory BV, Wormerweg 8, 1311 XB, Almere, Netherlands

Copyright 2023 Corsair Memory Inc. All rights reserved. Elgato and the Elgato logo are trademarks of Corsair Memory Inc., registered in the U.S. and other countries. All other trademarks belong to their respective owner.

Part: 51WAE9901

