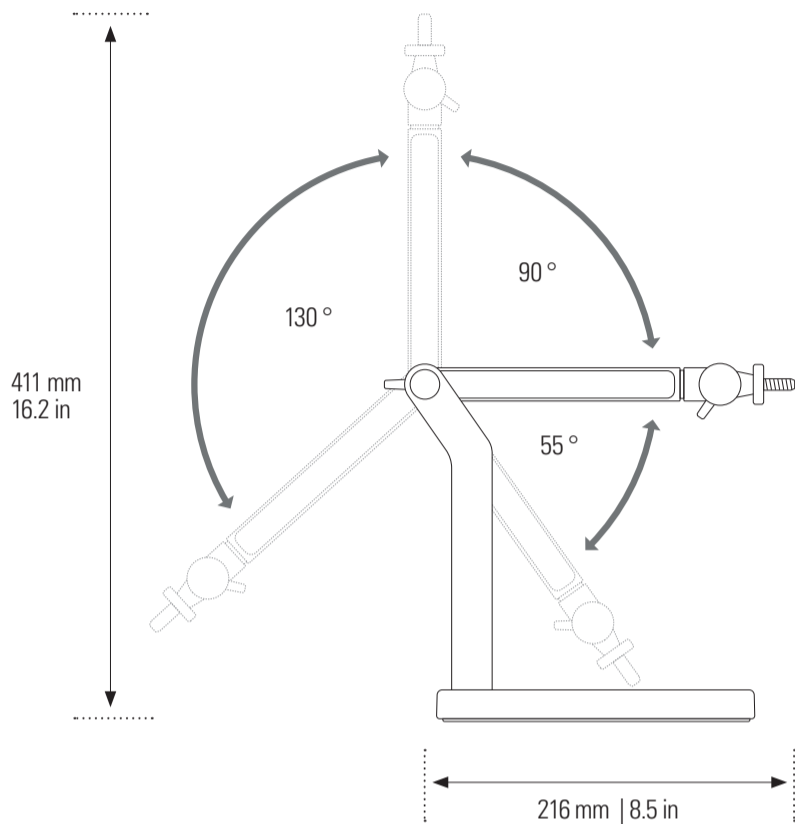


# WAVE DESK STAND

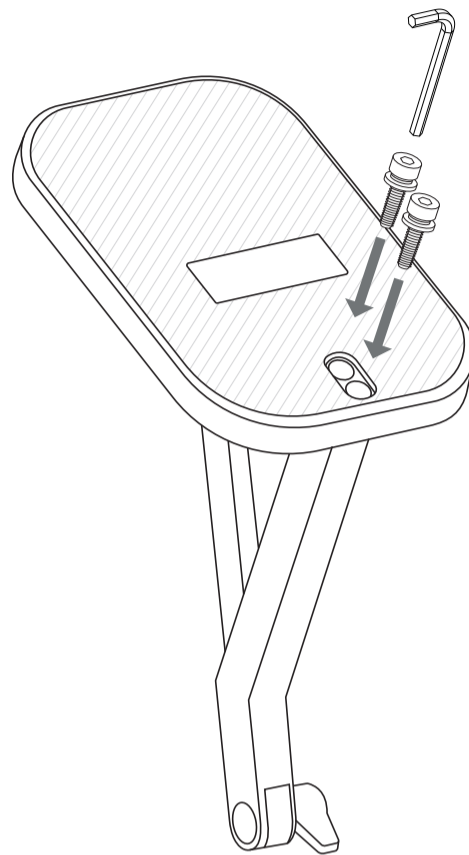
Quick Start Guide • Guide de prise en main rapide • Kurzanleitung • Guía de inicio rápido • Guida rapida  
• Snelstartgids Pikaopas • Lynstart guide • Hurtigveiledning • Kom igång • Guia de Início Rápido • Hızlı  
Kurulum Rehberi • Σύντομος οδηγός • Skrócona instrukcja • Краткое руководство • クイックスター  
トガイド • 퀵 스타트 가이드 • 快速入门指南 • 快速入門指南 • دليل البدء السريع


## Specs

 Maximum load 1 kg / 2.2 lbs



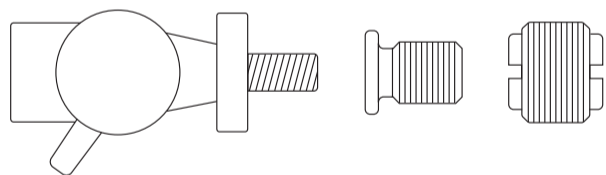
## Setup



 Do not overtighten. Ensure the product is stable and avoid overloading.

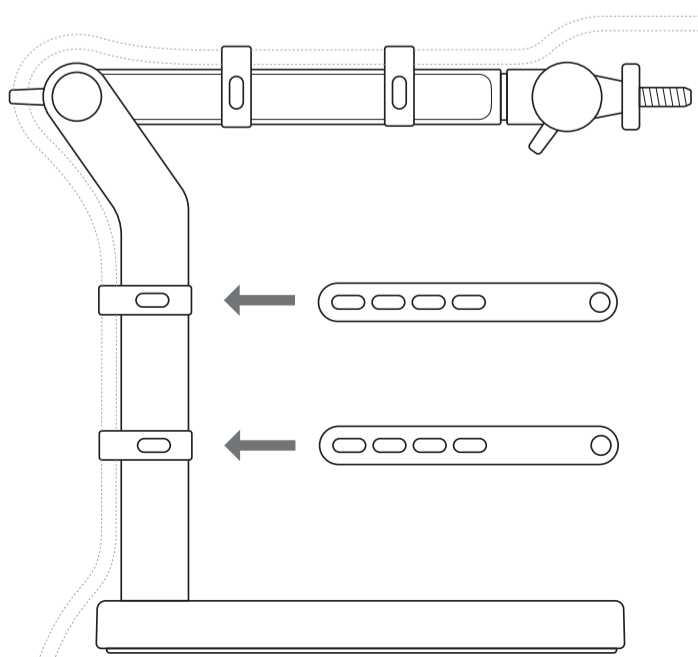
## Compatibility

1/4" with 3/8" and 5/8" adapters accommodates a wide range of studio equipment.



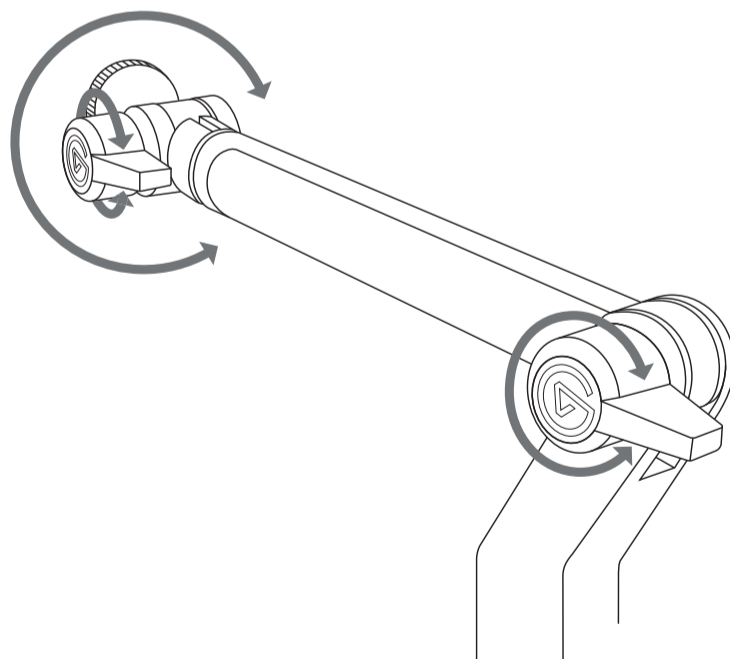
## Cable Management

Four silicone ties keep cables organized and out of your way.



## Adjustment

Easily fine-tune the position of your gear, and lock it in place.



## Warning

- Do not exceed the maximum load capacity of 1 kg / 2.2 lbs.
- Do not put your hands or fingers in between the arm segments.
- Be especially cautious when setting up near children.
- Do not leave the product exposed to direct sunlight.
- Keep the product free from dirt and dust. If it becomes dirty, wipe it lightly with a soft cloth moistened with a little water and mild, neutral detergent. Benzene, thinner, and other volatile agents can cause permanent damage and should never be used for cleaning.
- Do not use this product for applications other than those specified in this guide and packaging.

