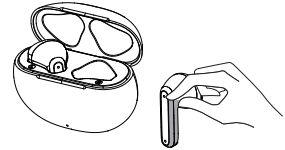
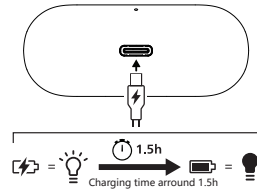


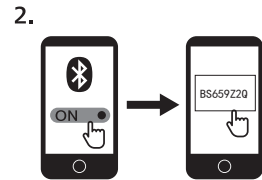
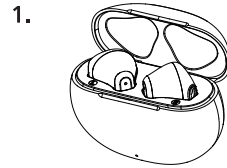
1 ⚡ Charging



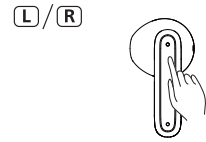
Please remove the insulation film of the earbuds before use, put the earbuds back into the charging case and close the lid to charge them.



2 📶 Pairing

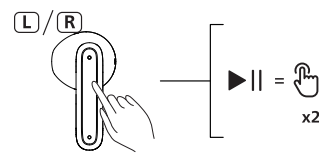


3 🔄 Reset

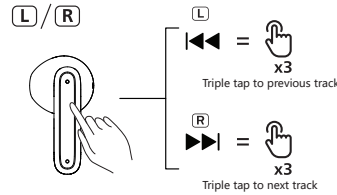


1. 🕒 04 When the earbuds have not pair with any device, long touch it for 4s to delete the pairing records, then the earbuds will turn off.
2. Turn on the earbuds and enter into Bluetooth pairing mode again.
3. 📱 → 📱 (BS6592ZQ)

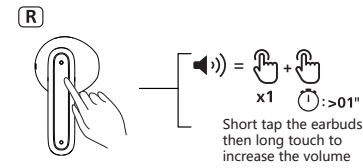
4 🎵 Music Play / Pause



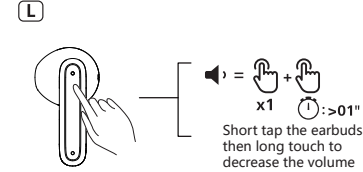
5 🎵 Music Track Switching



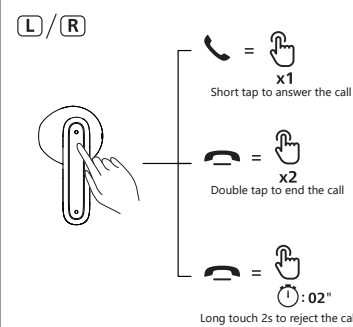
6 🎵 Volume Up



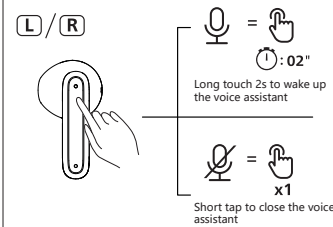
7 🎵 Volume Down



8 ☎ Call Control



9 🗣 Voice Assistant



Technical Specification

Power supply (please use a fast-charging head that supports more than 15W)
Battery type: soft pack Li-polymer battery, 300mAh
Charging port: TYPE-C
Charging voltage: 5V
Charging current: 240mA

Wireless / Network

Bluetooth version: V5.4
Supported profile: HFP HSP A2DP AVRCP
Bluetooth distance: 10 meters

Product Specification

Model: BS6592ZQ
Dimension (L*W*H): 59*45.8*24mm
Weight (without package): 33g
Power output: 5mW x2
Frequency response: 20HZ-20kHz
Quality assurance: one year

Do not place the product in high temperature, humidity and other similar environments