

KS-NEON

ASSEMBLY MANUAL
MANUEL DE MONTAGE
MANUAL DE MONTAJE

GAMING CHAIR

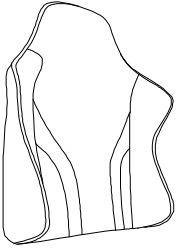

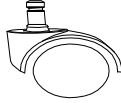
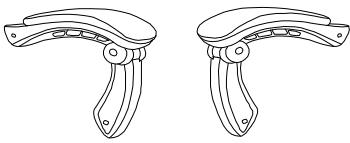
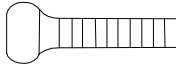
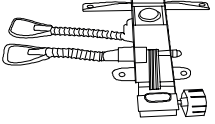
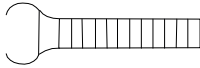
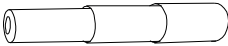
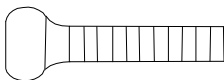
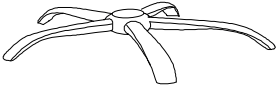
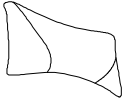
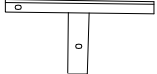






www.the-g-lab.tech

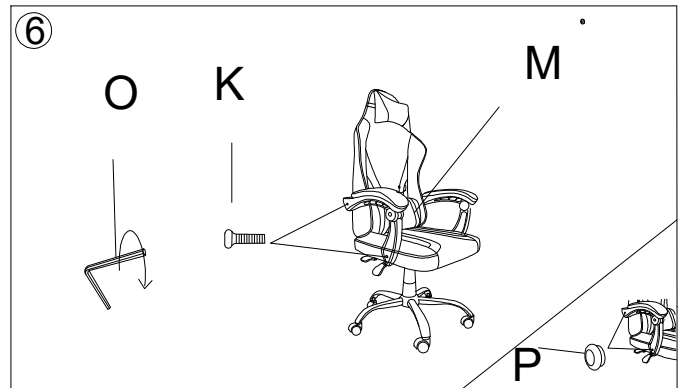
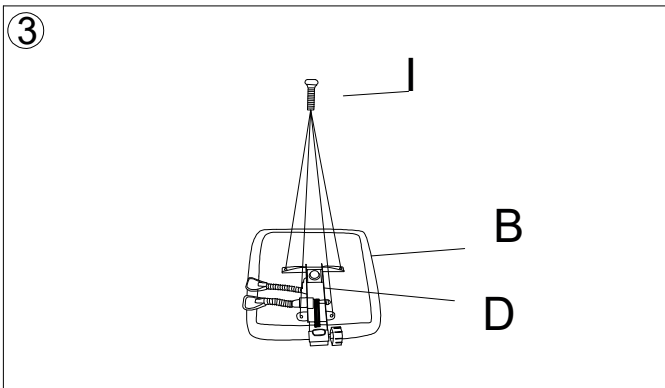
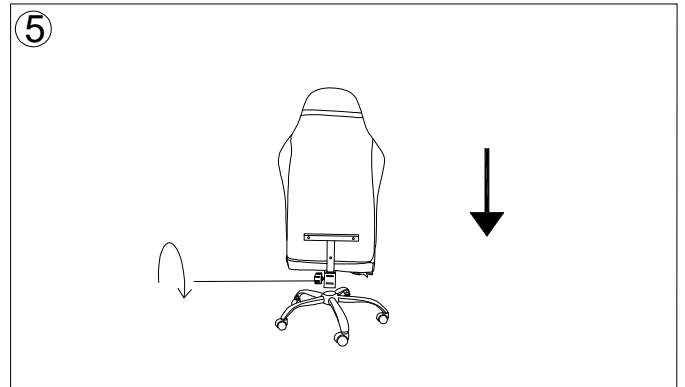
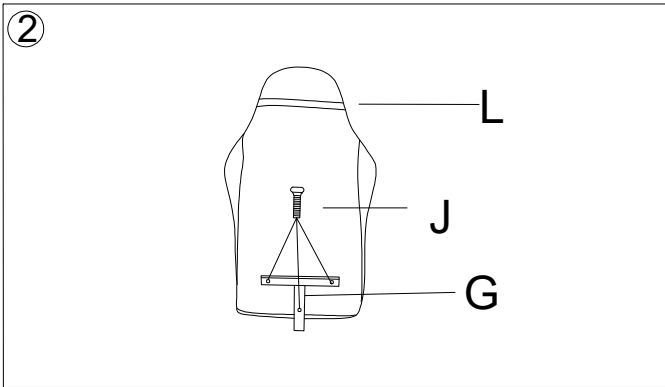
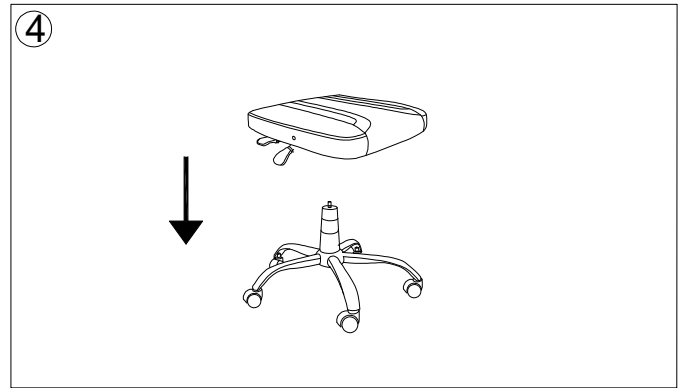
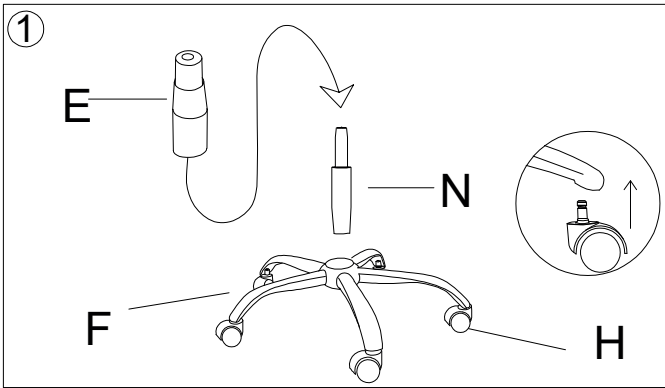


THE **G-LAB**

CONTENT / CONTENU / CONTENIDO:

<p>A*1</p>  <p>B*1</p> 	<p>H*5</p> 	
<p>C*1</p> 	<p>I*5 M6*20mm</p> 	
<p>D*1</p> 	<p>J*4 M6*30mm</p> 	
<p>E*1</p> 	<p>K*5 M8*30mm</p> 	
<p>F*1</p> 	<p>L*1</p> 	
<p>G*1</p> 	<p>M*1</p> 	<p>N*1</p> 
	<p>O*1</p> 	<p>P*4</p> 

ASSEMBLY / MONTAGE / MONTAJE:



www.the-g-lab.tech

