

RP-BE58

BE3600 Dual Band WiFi 7 (802.11be) Range Extender / AiMesh Extender

- **WiFi 7 Standard** – WiFi 7 (802.11be) dual-band range extender boosts speeds up to 3600 Mbps, with 4096-QAM increasing a single frequency band's transmission speed by 1.2 times.
- **Multi-link Operation** – Link to multiple bands at the same time to ensure stable internet connections and efficient data transfers.
- **Works Perfectly with Any WiFi Router** — RP-BE58 expands coverage by being compatible with virtually all WiFi routers, modems, and cable routers on the market.
- **Extend Seamless AiMesh WiFi Systems** – RP-BE58 supports AiMesh, which enables you to enjoy a stable, seamless, and secure wireless connection with compatible devices anywhere in your home.
- **Easy Setup with Mobile App** - Setup RP-BE58 with ASUS Router app or ASUS Extender app with just a few taps.



Faster, Smarter Home WiFi 7 (802.11be)

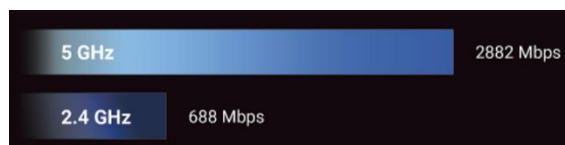
The ASUS RP-BE58 boasts cutting-edge WiFi 7 technology. Enjoy next-generation speeds and connected experiences for home entertainment and cloud computing, including 8K streaming, HDR gaming, content creation, and AI network.

*It requires 802.11be-compatible devices to enjoy the benefits brought by 802.11be WiFi standard.



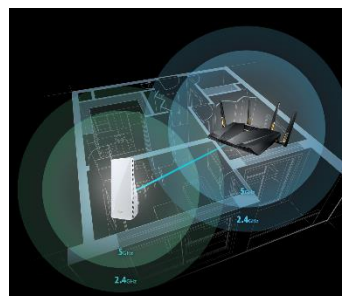
Next-Gen WiFi Speed

RP-BE58 is a 2x2 dual-band WiFi 7 range extender that provides 160MHz bandwidth and 4096-QAM for dramatically faster wireless connections. With a total networking speed of about 3600Mbps — 688 Mbps on the 2.4GHz band and 2882 Mbps on the 5GHz band — delivering ultrafast data transfer rates, reduced latency, and enhanced performance for a smoother network experience.



Create and Extend Your AiMesh WiFi System

ASUS RP-BE58 is a WiFi 7 AiMesh extender and WiFi range extender that lets you easily expand your current wireless network to deliver powerful and seamless connectivity to every corner of your home. In addition to whole-home WiFi, when used with AiMesh routers, RP-BE58 can extend those AiMesh routers' features.



Incredibly Easy, but Incredibly Powerful

AiMesh is incredibly easy to use, but that doesn't mean it's not powerful. When it is part of an AiMesh network, RP-BE58 still provides comprehensive features and easy central control of all settings from the ASUS Router mobile app or ASUSWRT. So great features like AiProtection, QoS and Parental Controls work across the entire network, ensuring that no-one can bypass them by connecting to a different router. Just remember to always connect your highest-specification router to your internet service.



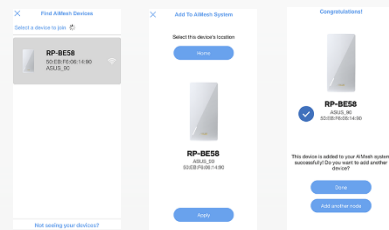
Seamless, Pain-Free WiFi

When used with AiMesh routers, RP-BE58 can create a single, whole-home WiFi network, so you don't have to switch networks as you move throughout your house. AiMesh keeps an eye on the signal strength to your device, and switches it seamlessly to another source if necessary. All you have to do is enjoy it! If you prefer separate network names for each frequency band, you can do that as well — AiMesh is designed to work the way you want!



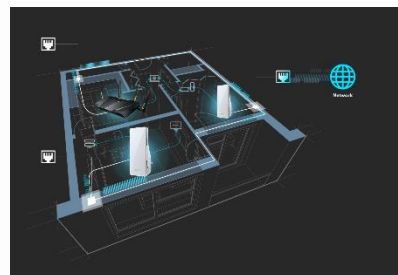
Easy Setup – Extend WiFi from AiMesh Router

1. Search for RP-BE58: Use ASUS Router App then search for RP-BE58.
2. Join RP-BE58 to AiMesh: Click “Apply” to add it to your AiMesh WiFi system.
3. Finish setup your RP-BE58: Click “Done” and finish setup.



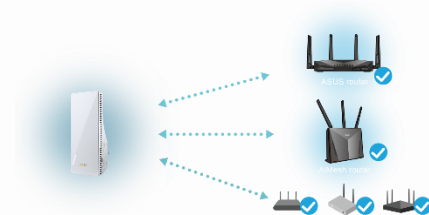
Flexible Backhaul Connection with Router

RP-BE58 supports AP mode, so you can establish Ethernet backhaul with on-wall Ethernet jacks in your home to create a wired connection between the router and RP-BE58. This not only provides even more stable WiFi, but also dedicates the entire 2.4GHz and 5GHz bands to wireless devices for smoother connections.



Works Perfectly with Any WiFi Router


RP-BE58 is also a WiFi 7 range extender that works perfectly with virtually all WiFi routers, modems and cable routers/gateways on the market, so you don't have to worry if you do not have an AiMesh/ASUS router yet.



Easy Setup - Extend WiFi from Non-AiMesh Router

If you don't have an AiMesh router, setting up your RP-BE58 WiFi 7 range extender is still easy. It doesn't require messing with discs, or even a mouse and keyboard. You can use the ASUS Extender app to easily transfer your router's login information to RP-BE58 with just a few taps; or use the Pair buttons on RP-BE58 and your router for instant automatic setup.*

*Pair button setup and ASUS Extender app setup is not applicable when RP-BE58 is working with AiMesh routers.



Specifications

Network Standard	IEEE 802.11a, IEEE 802.11b, IEEE 802.11g, IEEE 802.11n, IEEE 802.11ac, IEEE 802.11ax, IEEE 802.11be, IPv4, IPv6
Data Rate	802.11be (2.4 GHz): up to 2882 Mbps 802.11be (5 GHz): up to 688 Mbps
Antenna	Internal antenna x 2
Transmit/Receive	2.4 GHz 2x2, 5 GHz 2x2
Memory	128MB Flash, 512MB RAM
Operating Frequency / Power	2.4 GHz < 20 dBm / 5 GHz < 30 dBm
Ports	Gigabits BaseT for Ethernet backhaul port X1
Button	WPS Button, Reset Button
OS Support	Windows® 11 Windows® 10 Windows® 8.1 Windows® 8 Windows® 7 Windows® XP Mac OS X or higher Linux
Dimensions	150 x 72 x 87 ~ mm (WxDxH)
Product Weight	224g
Box Weight	227g
Box Dimension	19.5*14.8*10.3~cm (WxDxH)
Package Content	RP-BE58, Quick Start Guide, Warranty Card
Operation Mode	Repeater mode, Access point mode, Media bridge Mode, AiMesh node mode
Note	ASUS Router App; ASUS Extender App