

DREAME

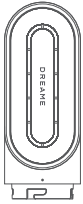
Dreame AirStyle Pro Operation Guide



<https://global.dreametech.com/pages/hair-styling-guides>

Get ready for hair styling

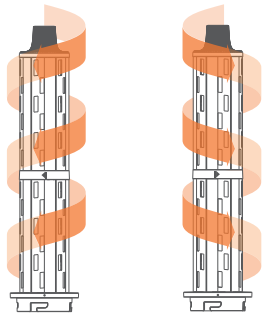
Fast dryer



Before curling hair, use a fast dryer to blow-dry it to 80% dryness.

Create curly hairstyle


Auto-wrap barrel



32mm auto-wrap barrel (left)

32mm auto-wrap barrel (right)


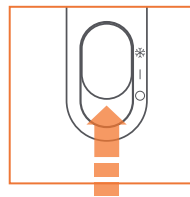
Before use, determine the direction of auto-wrap barrel to be used, and choose the appropriate auto-wrap barrel to create a hairstyle on the left and right sides.



Move the styler towards your head without rotation, and leave it in the hot air mode for 10 seconds.




Hold a strand of hair, place the auto-wrap barrel near the hair end, and the hair will automatically be wound onto it.




Push the On/Off button to the cool shot mode, hold it for 5-10 seconds to style your hair; release the On/Off button, push the button to the Off position to turn off the machine and the hair will automatically come loose.

Create straight hair and inner buckle hairstyle

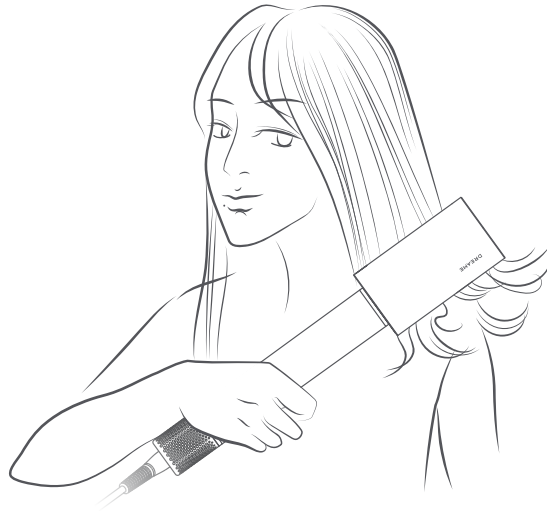
Smoothing brush



Soft-tooth
smoothing brush



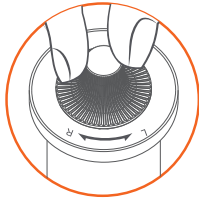
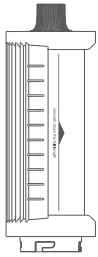
Hard-tooth
smoothing brush



Comb your hair from the hair root to the hair end with a smoothing brush.

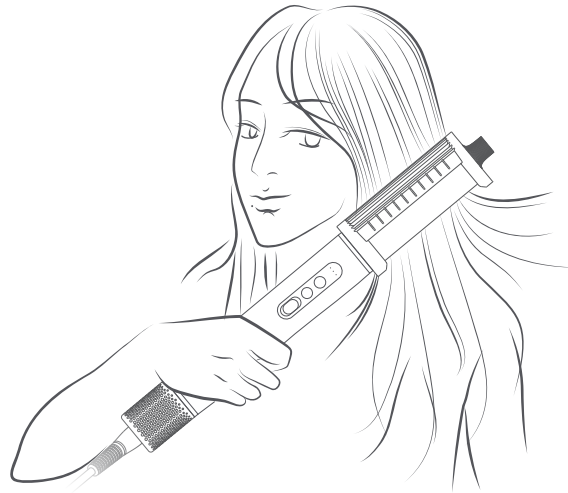
Create smooth hairstyle

Flyaway attachment



Before use, confirm which side of the hair you want to style.


For left-side hair, turn the knob at the top of flyaway attachment to the side marked with "L";
For right-side hair, turn the knob at the top of flyaway attachment to the side marked with "R".



Smooth your hair and reduce hair flyaway. Place the nozzle near the hair root, allowing the hair to adhere to the nozzle, and then slowly move the nozzle towards the hair end.

Create airy high-skull and fluffy hairstyle

Round volumizing brush



Using the round volumizing brush can not only improve the softness of crown, but also further achieve a natural fluffy effect across your hair.

Place the round volumizing brush against the hair root for 5-10 seconds, then comb your hair downwards.

追觅产品包装图纸

图纸提供单位

追觅贸易（天津）有限公司

项目名称

追觅AirStyle Pro多功能美发棒--欧使用手册

版本号 V1.1

设计时间

2025.01.24

责任设计师

李姣杨

材质工艺要求

材质要求： 250g 卡纸 覆哑膜

工艺要求： 折页

尺寸要求： 210mm×160mm

颜色及专色：四色印刷

注：次页面非印刷内容

版本	生效日期	变更原因	变更描述	起草人
Rev.	Date of Application	Reason of Change	Change Description	Originator
1.1	20250124	增加首页二维码 更改对应网页址		